


# ENGAGING, RELEVANT, COST EFFECTIVE TRAINING

## Safety In The Use Of Abrasive Wheels

£15  
ONLY


 Health and Safety  
Safety in the Use of Abrasive Wheels


### About this training

This training will advise you of the hazards you may encounter when using abrasive wheels and the precautions that you need to take to prevent accidents and injury from occurring when using them.






On successful completion you will have a solid foundation for further practical training on the specific types of abrasive wheel and their uses in your own workplace.

▶ Click NEXT to move on.

 This training incorporates best practice given by the Health and Safety Executive (HSE) in HSG177 Safety in the use of abrasive wheels - Revised in line with the Provision and Use of Work Equipment Regulations 1998 (PUWER 98) and the PUWER Approved Code of Practice (ACOP).



Page 1 of 2

 Health and Safety  
Safety in the Use of Abrasive Wheels

### Important legislation

#### PUWER 98 – Maintenance Inspection and Testing

A formal inspection must be carried out by a competent person after equipment has been installed and before it is used for the first time.

Before using abrasive wheel equipment you should visually check for obvious defects such as damage to the cable or loose plug connections.

Additional checks must be carried out where equipment is exposed to adverse environmental conditions that might affect its condition.

▶ Click NEXT to move on.

 Routine visual checks are in addition to, and are not a substitute for, planned maintenance of hand-held tools.



Page 7 of 13

- ✓ Certified by CPD
- ✓ Audio voiceover
- ✓ Approximate duration 1-2 hours
- ✓ Downloadable certificate on completion

Our Abrasive Wheels online training course will advise you of the hazards you may encounter when using abrasive wheels and the precautions that you need to take to prevent accidents and injury from occurring when using them.

The course is suitable for anyone who works with portable or static equipment that uses abrasive wheels, or in a setting where abrasive wheels are used. It covers the essential safety guidance provided by the Health and Safety Executive in **HG17** regarding precautions for the prevention of accidents in the use of abrasive wheels.

## PURCHASING FOR YOUR ORGANISATION

If you are buying for your organisation rather than for yourself, it is simple for you to add learners, assign training and print certificates. You will have a dashboard to monitor learner progress and attainment.

Our training licences **don't expire** and are only assigned to a learner the first time they launch the training. Substantial discounts are applied to bulk purchases and annual licences are also available.

The course has been certified by the CPD Certification Service.

The course assessment is generated from question banks so will change each time it is taken. A certificate, with the CPD logo, is available for download on successful completion of the assessment.

**0333 577 5016**  
info@i2comply.com

**i2Comply**

# ENGAGING, RELEVANT, COST EFFECTIVE TRAINING

## Safety In The Use Of Abrasive Wheels

The Abrasive Wheels training course contains the following 11 topics:

### 1. INTRODUCTION TO ABRASIVE WHEELS

- What an abrasive wheel is
- Organic bonded wheels
- Inorganic bonded wheels
- Abrasive grit
- Wheel strengthening methods
- Abrasive wheel types
- Common uses and equipment

### 2. ABRASIVE WHEEL IDENTIFICATION

- The standard for making wheels
- How to identify any restrictions placed on the use of a wheel
- How to identify precautions that must be taken when using a wheel
- Expiry dates
- Where the wheel dimensions can be found
- What the specification mark tells you about the abrasive type, grain size and bond
- Where the maximum operating speed can be found
- Non-mandatory information given on the label

### 3. HAZARDS AND HEALTH RISKS

- Drawing-in
- Breakage and ejection of particles
- Silica dust, metal dust and fumes
- Noise
- Hand-arm vibration (HAV)
- Burns, fire and explosion
- Electric shock
- Grinding fluids
- Working in a confined space with portable abrasive wheels
- The need to be mindful of general workplace hazards
- The risk posed by operator error

### 4. IMPORTANT LEGISLATION

- The Health and Safety at Work Act (HASWA)
- The management of health and safety at work
- The provision and use of work equipment (PUWER)
- Maintenance, inspection and testing requirements
- The provision and use of PPE
- Ensuring equipment and PPE conforms to the UKCA (UK Conformity Assessment) mark or equivalent
- Important legislation that aims to protect workers from hazardous substances, noise, vibration and substandard equipment

### 5. HANDLING, STORAGE AND DISPOSAL

- The precautions to take when handling abrasive wheels
- How to store abrasive wheels
- The effect of damp, cold, heat and humidity on stored wheels
- Storage in racks
- Safe disposal of abrasive wheels

### 6. SELECTING THE CORRECT WHEEL

- Wheel size
- Operating speed
- The material being cut
- The wheel grade and grain size
- The type of cut
- Restrictions

### 7. WHEEL INSPECTION AND MOUNTING

- Inspecting new and used wheels
- The 'ring test'
- When a wheel is most likely to fail
- The purpose of flanges, blotters and bushes
- The need to isolate equipment
- Securing the wheel
- Checking for axial run-out and radial run-out

### 8. GUARDS AND SHIELDS

- Why guards and shields are required
- Guards for internal grinding wheels
- Wheel enclosure angles for fixed machines
- Wheel guards for portable machines
- Bench grinder shields
- Angle grinder guards

### 9. WHEEL TRUING AND DRESSING

- Why it is necessary to true and dress wheels
- The difference between truing and dressing
- What truing and dressing wheels involves
- Tools commonly used for dressing wheels
- An outline of the dressing process

### 10. PORTABLE AND HAND-HELD EQUIPMENT

- Wheels that cannot be used on portable machines
- Guards on portable machines
- Electrical safety
- Electric shock protection
- Cables and connectors
- Inspection and maintenance
- Safety checks for internal combustion powered equipment

### 11. MANAGING THE RISKS

- Abrasive wheel risk assessments
- How a hierarchy of control can be used to prioritise measures to keep people safe
- Essential things to bear in mind if you are to stay safe



0333 577 5016

info@i2comply.com

*i2Comply*