

ENGAGING, RELEVANT, COST EFFECTIVE TRAINING

PAT Testing and Electrical Safety Training

£20
ONLY

Compliance Training
PAT Testing and Electrical Safety
Page 5 of 19


PAT testing with a device


3. Earth Leakage Test

An **Earth Leakage test** checks for any breakdown in the insulation. It identifies how much current is flowing from live to touchable parts of appliance.

The amount of current should be less than 5 milliAmps, which is low enough that no harm will come to a user.

► Choose **PASS** or **FAIL** for example readings.
► Choose **NEXT** to move on.

 Do not touch metal parts of the appliance while you are doing this test.



0.50

LIVE PARTS

PASS

FAIL

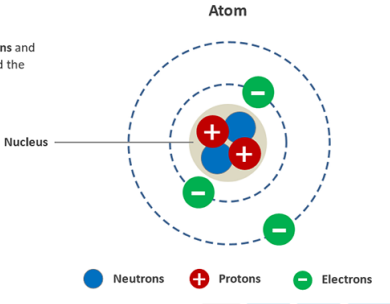
Compliance Training
PAT Testing and Electrical Safety
Page 2 of 28

How electricity works

Electricity is the movement of electrons.

Every atom has a **nucleus** (made of **protons** and **neutrons**) and electrons that orbit around the nucleus.

► Choose **NEXT** to move on.



Atom

Nucleus

Neutrons

Protons

Electrons

- ✓ Certified by CPD
- ✓ Audio voiceover
- ✓ Approximate duration 1.5 hours
- ✓ Downloadable certificate on completion
- ✓ 100% online training

Our PAT Testing and Electrical Safety course is an introduction to PAT testing in any work environment. It is suitable for employees at any level of the business. PAT stands for **Portable Appliance Testing** and refers to the process of checking electrical appliances to make sure they are safe to use.

This training course is useful for business owners, health and safety managers, those responsible for PAT testing, and users of electrical appliances.

PURCHASING FOR YOUR ORGANISATION

If you are buying for your organisation rather than for yourself, it is simple for you to add learners, assign training and print certificates. You will have a dashboard to monitor learner progress and attainment.

Our training licences **don't expire** and are only assigned to a learner the first time they launch the training. Substantial discounts are applied to bulk purchases and annual licences are also available.

The course has been certified by the CPD Certification Service.

The course assessment is generated from question banks so will change each time it is taken. A certificate with the CPD logo, will be available for download on successful completion of the assessment.

0333 577 5016
info@i2comply.com

i2Comply

ENGAGING, RELEVANT, COST EFFECTIVE TRAINING

PAT Testing and Electrical Safety Training

The PAT Testing and Electrical Safety course contains the following 6 topics:

1. INTRODUCTION TO PAT TESTING

- What PAT testing means
- Why PAT testing is a good idea
- What injuries can be caused by electricity
- How to help a victim of electric shock

2. HOW ELECTRICITY WORKS

- What electricity is
- Voltage, current, resistance and power
- Live, neutral and earth wires in a circuit
- Safety devices - fuses and RCDs
- The impact of electric shock

3. PREPARATION FOR PAT TESTING

- Three types of checks recommended by HSE
- Who can do PAT testing
- The register of appliances
- Classes and types of appliance
- How work environments impact safety
- Incorporating average failure rate
- Inspection frequency
- Equipment test records
- Labels

4. USER CHECKS

- Why user checks are an important part of electrical safety
- What users should look for each time they use an appliance

5. FORMAL VISUAL INSPECTIONS

- Why the formal visual inspection is important
- How to check the cable
- How to check the appliance
- How to check the plug casing and inside the plug
- How to check the fuse
- The importance of the environment
- How to check the mains socket and any RCDs in use

6. TESTING WITH A PAT DEVICE

- Which items should be tested
- The main tests performed by a PAT testing device



0333 577 5016

info@i2comply.com

i2Comply